

Bob and Ted On Tactics

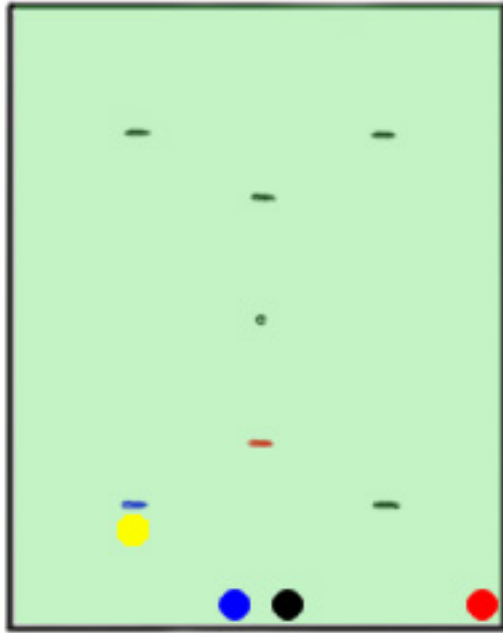


Diagram 1

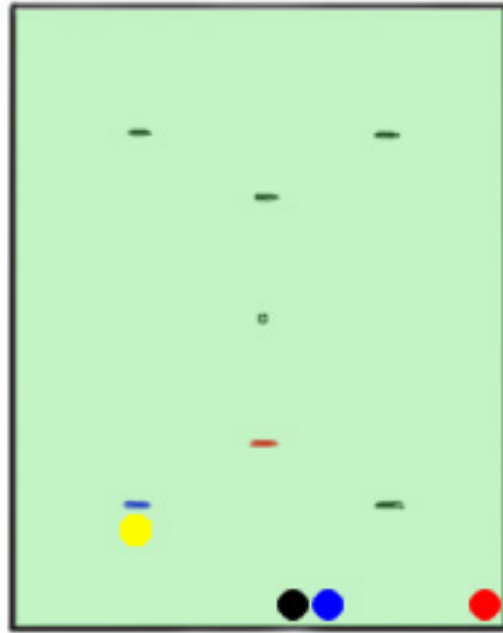


Diagram 2

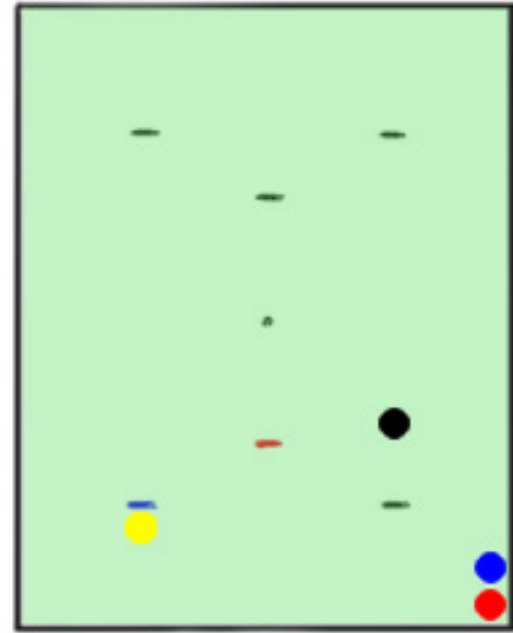


Diagram 3

The majority of our teacher's tips are designed for the beginner to intermediate player however this column is addressed to the advanced player who can control long split shots and rushes. In the National Championships, Wayne Davies employed this opening with blue and black with considerable success. In Diagram 1 blue enters the game and locates about midway on the south boundary. Red enters the game and locates in the fourth corner. Black enters the game and joins blue giving blue an easterward rush towards the fourth corner in order to threaten an attack if yellow enters and joins red. Yellow wisely decides not to enter the game and lays up in front of the first wicket (this is called a Chernobyl). In diagram 2 blue then shoots directly behind black so that it can be placed right next to the black ball

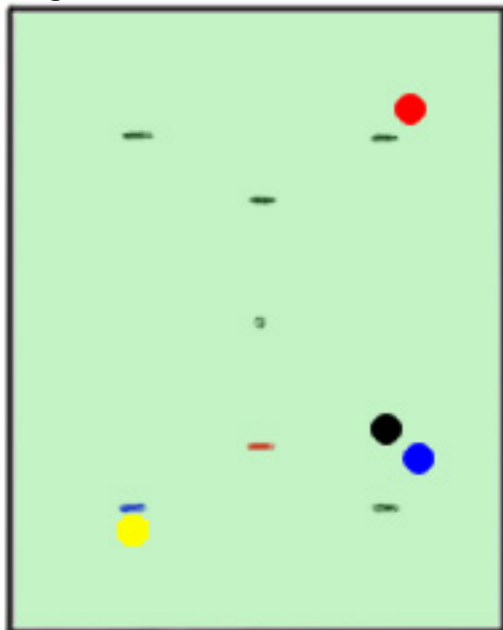


Diagram 4

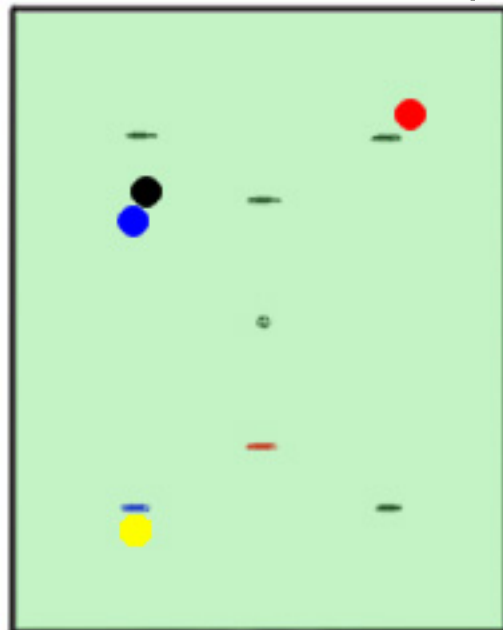


Diagram 5

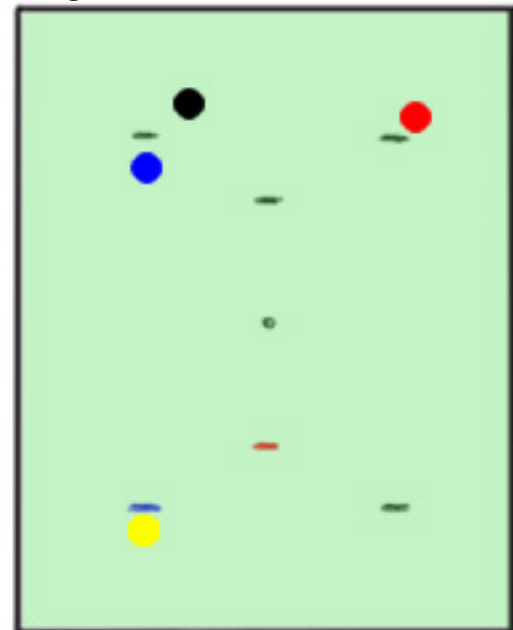


Diagram 6

almost in contact with black and giving black a rush towards the fourth corner. Red passes. Diagram 3 shows that black then intentionally rushes blue out of bounds by red with a split shot putting black in court fairly close to the fourth wicket but still leaving yellow with a long roquet should yellow enter the game - an expensive shot for yellow to miss. Yellow passes and in diagram 4 blue roquets red and splits it to the third wicket while achieving a rush on black to the second wicket. Diagram 5 shows blue rushing black to the second wicket and in Diagram 6 blue splits black pass the second wicket gaining position and now has a good three ball break. The advantage of this play is that black has set blue up with a potential three ball break without getting any deadness. Should blue fail to get a good rush on black to the second wicket, it will only be dead on red and does not have to pursue the break.