

Bob and Ted On Tactics

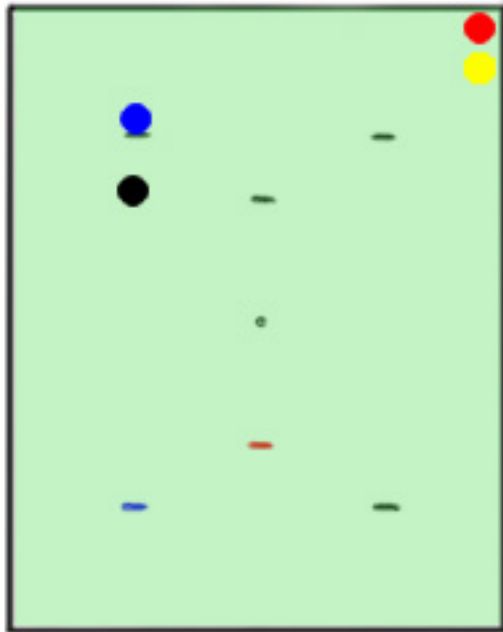


Diagram 1

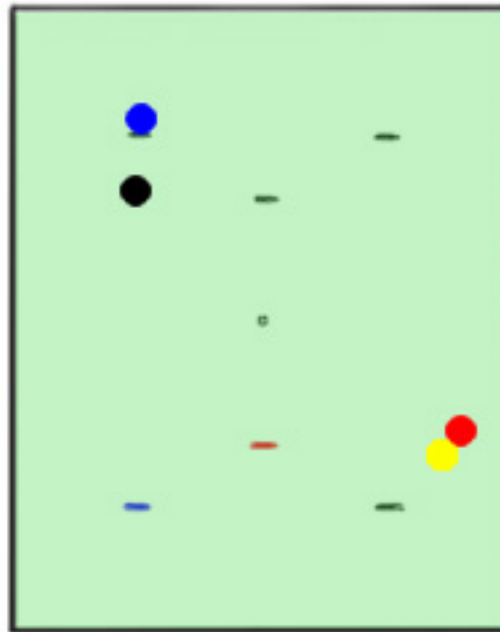


Diagram 2

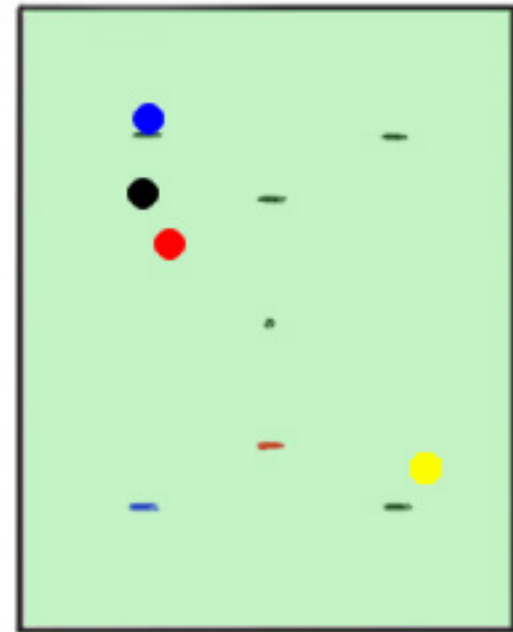


Diagram 3

Players who know the rules of the game can have a big advantage over their lesser knowledgeable opponents. A case in point is the one-back clearing rule, specifically peeling the opponent through one-back to create a break opportunity for the ball in play. One-back is no different than the other wickets in one important way - it can be missed!! But being the "clearing wicket" it stands alone. In fact, whenever experienced break players see an opponent in front of one-back, sirens go off and lights flash!! It means party time!! Let's take a look at how this works. Diagram 1 shows blue having finished its turn by not making one-back but sticking in the jaws. With red now to play going for #4 wicket, red rushes yellow towards that wicket (Diagram 2) but not with the purpose of making it right away, rather, leaving it near the wicket. Sound strange? Read on. Red is going on the attack, a take-off to the attack. With black fully exposed, this will be the first ball red will roquet. Diagram 3 shows red landing a little to the southeast of black with the idea of rushing it to the northwest which it does in

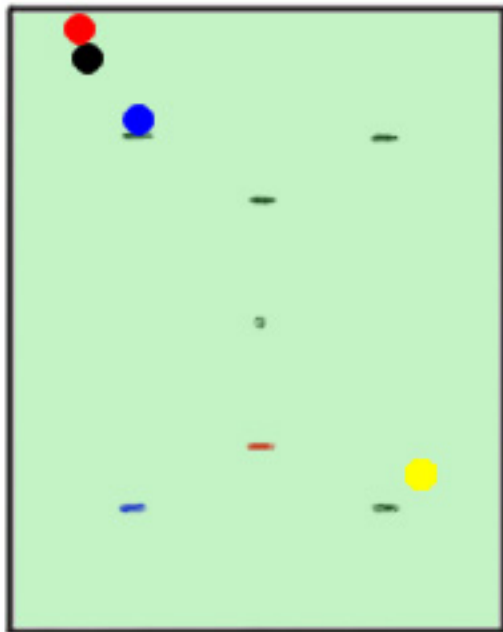


Diagram 4

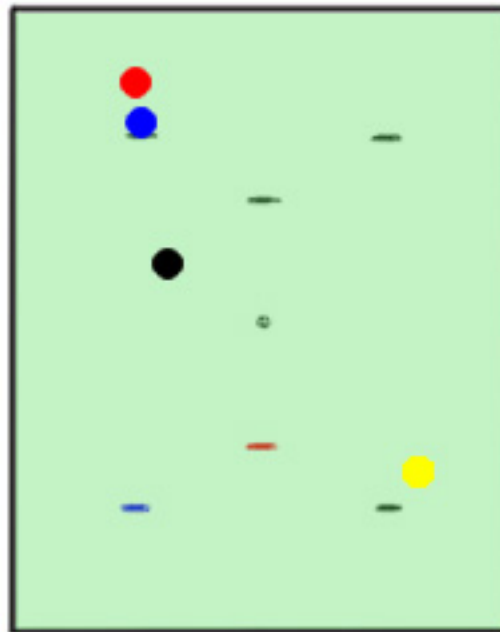


Diagram 5

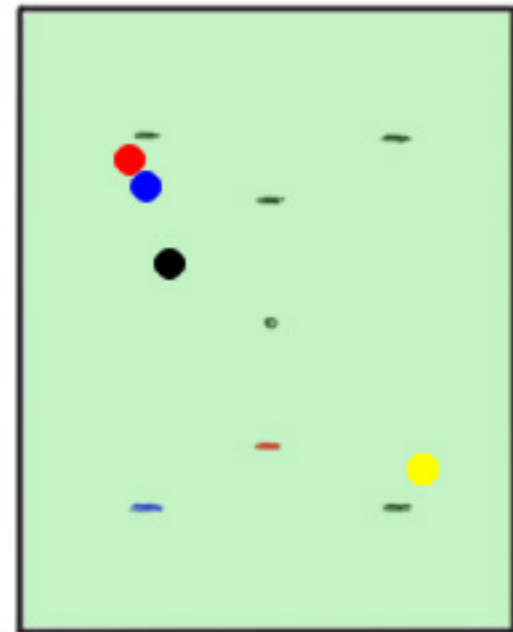


Diagram 6

Diagram 4. Now red is planning to develop the makings of a four ball break. Black will be sent as a pivot ball (a ball near the middle of the court) a few yards northwest of the peg. Most importantly red will want to land just north of the blue ball in front of one-back. This important shot is carried out in Diagram 5 and in Diagram 6 red roquets blue through one-back and immediately announces "clearing red please". This is important - the declaration of clearing must be done BEFORE RED'S NEXT STROKE! If it's done after the stroke, no clearing is allowed. Notice in Diagram 6 that red roqueted blue through a distance that allows it to croquet blue to #5 wicket as a pioneer as blue gets a rush on black towards yellow. Assuming that shot is successful black would remain a pivot ball. If for some reason blue didn't land as a good pioneer it could be considered the pivot and black could be made the pioneer (an exchange). You will be surprised how often a ball going for one-back sticks in it or stops in position. Now you have the tools to take advantage. Have fun with this AND WIN!!